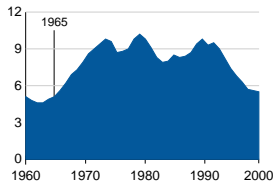


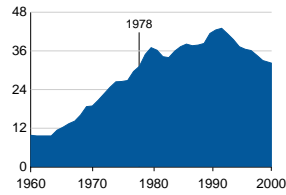
Felony

Crimes per 100,000 persons

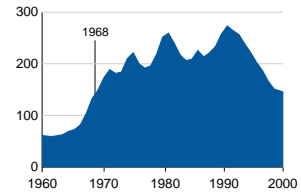
Murder



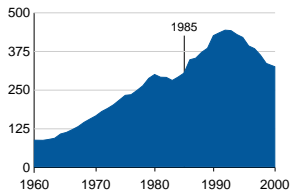
Rape



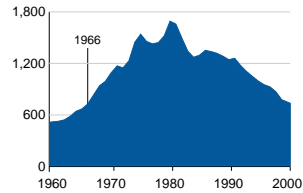
Robbery



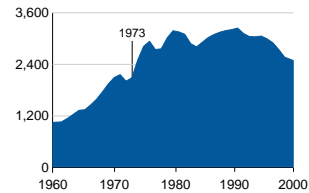
Aggravated Assault



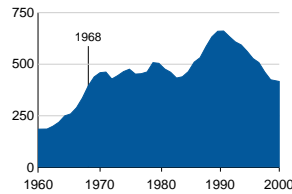
Burglary



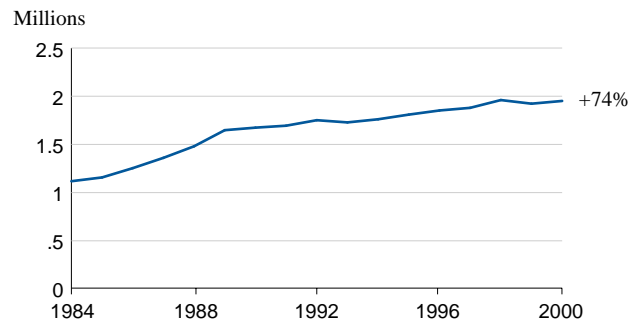
Larceny



Motor Vehicle Theft

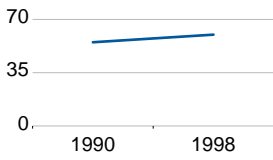


Felony Filings in Unified and General Jurisdiction Courts in 41 States, 1984-2000

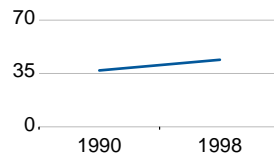


Percent of Felony Arrests Resulting in Felony Convictions

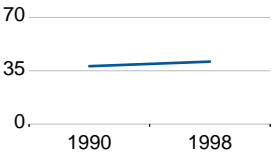
Murder



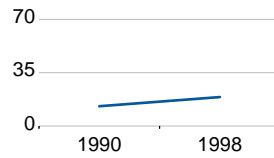
Robbery



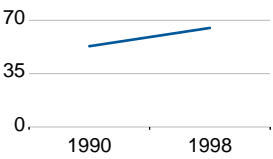
Burglary



Aggravated Assault

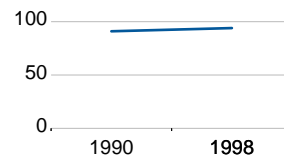


Drug Trafficking

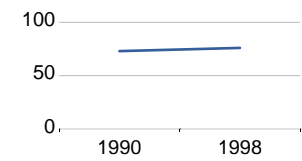


Percent of Felons Receiving Prison Sentences

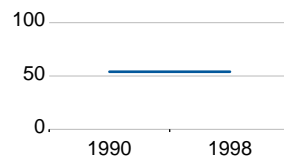
Murder



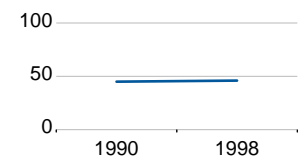
Robbery



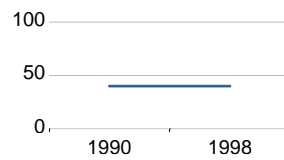
Burglary



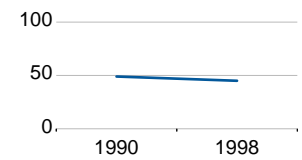
Aggravated Assault



Larceny

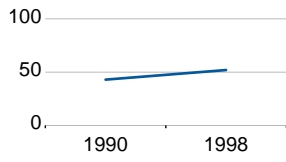


Drug Trafficking

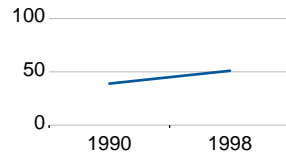


Percent of Imposed Sentence Served

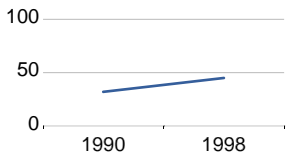
Murder



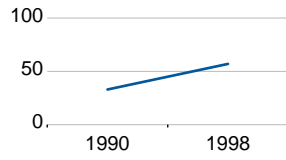
Robbery



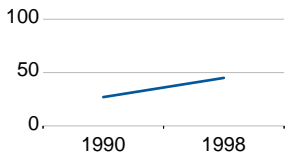
Burglary



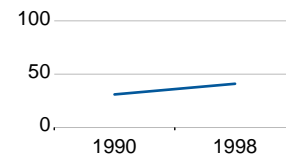
Aggravated Assault



Larceny



Drug Trafficking



Prison, Jail, & Probation Sentences

